

National Deuteration Facility

Product List

June 2025

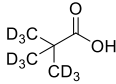
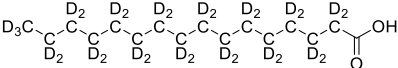
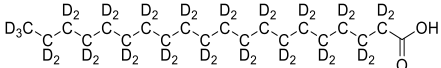
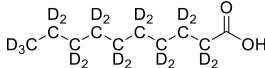
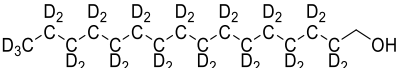
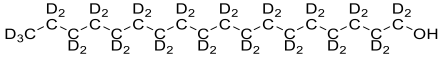
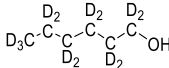
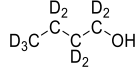
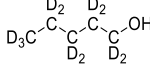
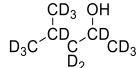
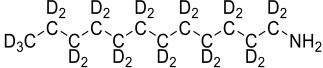
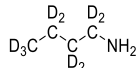
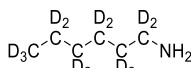
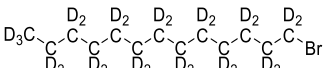
CONTENTS

NDF-A.	Carboxylic acids, alcohols, amines, alkyl halides, thiols, alkanes	2
NDF-B.	Aromatic compounds	8
NDF-C.	Sugars and related compounds.....	16
NDF-D.	Ionic compounds/surfactants.....	17
NDF-E.	Phospholipids	21
NDF-F.	Silicon containing compounds	25
NDF-G.	Glycols and related compounds	25
NDF-H.	Glycerides	26
NDF-I.	Sterols.....	28
NDF-J.	Miscellaneous.....	29
NDF-K.	Biopolymers	35
NDF-L.	Proteins	36

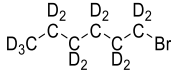
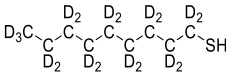
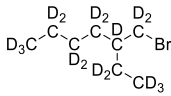
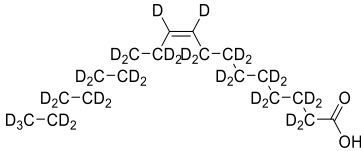
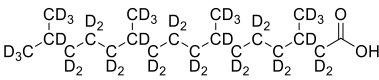
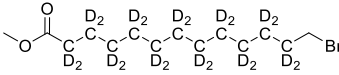
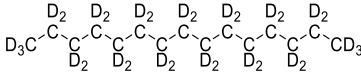
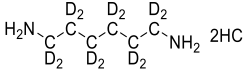
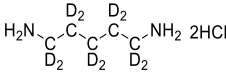
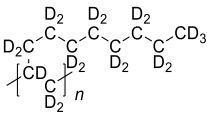
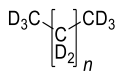
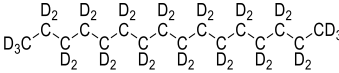
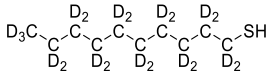
NDF-A. Carboxylic acids, alcohols, amines, alkyl halides, thiols, alkanes

Product code	Compound name/synonyms Publication links	Chemical structure
NDF-A-001	Pentanedioic acid- <i>d</i> ₆ Glutaric acid- <i>d</i> ₆	
NDF-A-002	Hexanedioic acid- <i>d</i> ₈ Adipic acid- <i>d</i> ₈	
NDF-A-003	Heptanedioic acid- <i>d</i> ₁₀ Pimelic acid- <i>d</i> ₁₀	
NDF-A-004	Octanedioic acid- <i>d</i> ₁₂ Suberic acid- <i>d</i> ₁₂	
NDF-A-005	Dodecanedioic acid- <i>d</i> ₂₀	
NDF-A-006	Azelaic acid- <i>d</i> ₁₄ http://dx.doi.org/10.1002/jlcr.3088	
NDF-A-007	Nonanoic acid- <i>d</i> ₁₇ http://dx.doi.org/10.1002/jlcr.3088	
NDF-A-008	Pentanoic acid- <i>d</i> ₉	
NDF-A-009	Octanoic acid- <i>d</i> ₁₅ Caprylic acid- <i>d</i> ₁₅ http://dx.doi.org/10.1016/j.eurpolymj.2018.05.031 https://doi.org/10.1016/j.jcis.2014.11.026 http://dx.doi.org/10.1039/C4SC02064B	
NDF-A-010	Octadecanoic acid- <i>d</i> ₃₅ 1-Heptadecanecarboxylic acid- <i>d</i> ₃₅ Stearic acid- <i>d</i> ₃₅ https://doi.org/10.1016/j.colsurfb.2019.110362 http://dx.doi.org/10.1039/C5CP02702K	
NDF-A-011	Dodecanoic acid- <i>d</i> ₂₃ Lauric acid- <i>d</i> ₂₃ https://doi.org/10.1016/j.jcis.2014.11.026	
NDF-A-012	Tetradecanoic acid- <i>d</i> ₂₇ Myristic acid- <i>d</i> ₂₇ https://doi.org/10.1016/j.jcis.2014.11.026	
NDF-A-013	Hexanoic acid- <i>d</i> ₁₁ https://doi.org/10.1016/j.tetlet.2013.03.031	

NDF-A. Carboxylic acids, alcohols, amines, alkyl halides, thiols, alkanes

Product code	Compound name/synonyms Publication links	Chemical structure
NDF-A-014	2,2-Dimethylpropionic acid- <i>d</i> ₉ Trimethylacetic acid- <i>d</i> ₉ Pivalic acid- <i>d</i> ₉	
NDF-A-015	Hexadecanoic acid- <i>d</i> ₃₁ Palmitic acid- <i>d</i> ₃₁ https://doi.org/10.1016/j.colsurfb.2019.110362 https://doi.org/10.1039/C7CE01303E http://dx.doi.org/10.1002/cplu.201500452	
NDF-A-016	Arachidic acid- <i>d</i> ₃₉ Eicosanoic acid- <i>d</i> ₃₉	
NDF-A-017	Decanoic acid- <i>d</i> ₁₉ https://doi.org/10.1016/j.chemphyslip.2015.06.007	
NDF-A-018	1-Hexadecanol- <i>d</i> ₃₁	
NDF-A-019	1-Octadecanol- <i>d</i> ₃₇ Steryl alcohol- <i>d</i> ₃₇ http://dx.doi.org/10.1021/la400143k	
NDF-A-020	1-Hexanol- <i>d</i> ₁₃	
NDF-A-021	1-Butanol- <i>d</i> ₉	
NDF-A-022	1-Pentanol- <i>d</i> ₁₁	
NDF-A-023	4-Methyl-2-pentanol- <i>d</i> ₁₃	
NDF-A-024	Dodecylamine- <i>d</i> ₂₅	
NDF-A-025	1-Butylamine- <i>d</i> ₉ https://doi.org/10.1016/j.tetlet.2013.03.031	
NDF-A-026	1-Hexylamine- <i>d</i> ₁₃ https://doi.org/10.1016/j.tetlet.2013.03.031	
NDF-A-027	1-Bromotridecane- <i>d</i> ₂₇	

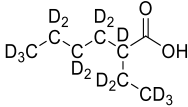
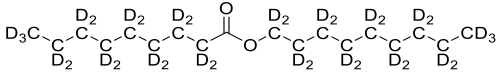
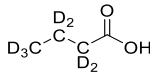
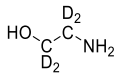
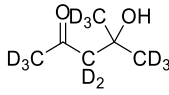
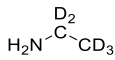
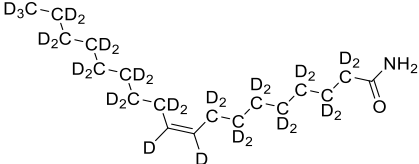
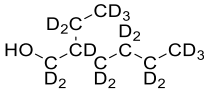
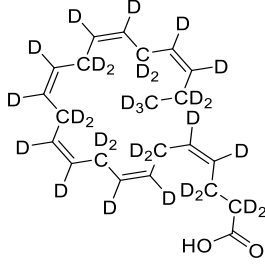
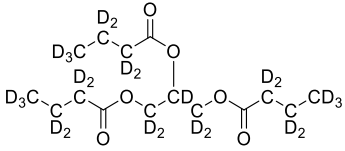
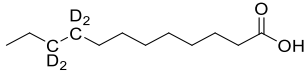
NDF-A. Carboxylic acids, alcohols, amines, alkyl halides, thiols, alkanes

Product code	Compound name/synonyms Publication links	Chemical structure
NDF-A-028	1-Bromohexane- <i>d</i> ₁₃	
NDF-A-029	Nonane-1-thiol- <i>d</i> ₁₉	
NDF-A-030	2-Ethylhexyl bromide- <i>d</i> ₁₇	
NDF-A-031	Oleic acid- <i>d</i> ₃₃ http://dx.doi.org/10.1002/cplu.201500452 http://dx.doi.org/10.1002/jlcr.3088	
NDF-A-032	Phytanic acid- <i>d</i> ₃₉ https://doi.org/10.1016/j.jcis.2018.09.022 https://doi.org/10.1016/j.chemphyslip.2014.04.004	
NDF-A-033	Methyl 13-bromotridecanoate- <i>d</i> ₂₂	
NDF-A-034	Pentadecane- <i>d</i> ₃₂	
NDF-A-035	Hexamethylenediamine- <i>d</i> ₁₂ .2HCl	
NDF-A-036	Pentamethylenediamine- <i>d</i> ₁₀ .2HCl	
NDF-A-037	Deuterated poly (1-decene) http://dx.doi.org/10.1039/D0PY00690D	
NDF-A-038	Deuterated mineral oil http://dx.doi.org/10.1039/D0PY00690D	 Mixture of deuterated higher alkanes
NDF-A-039	Hexadecane- <i>d</i> ₃₄	
NDF-A-040	Decane-1-thiol- <i>d</i> ₂₁	

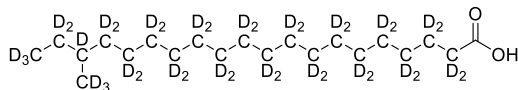
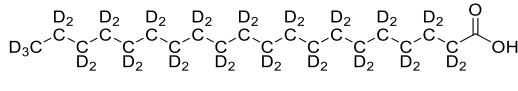
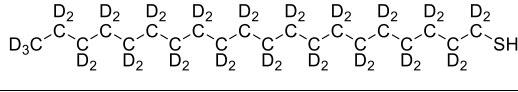
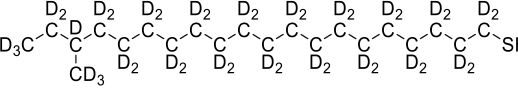
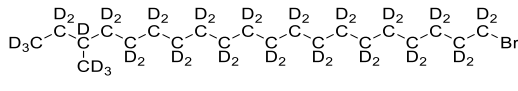
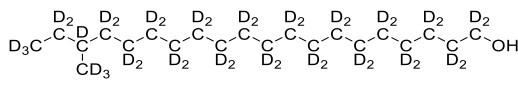
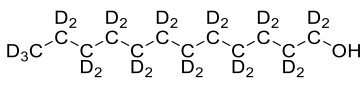
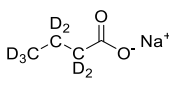
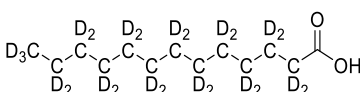
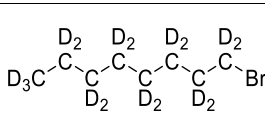
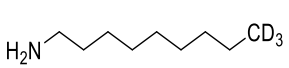
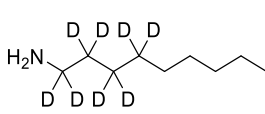
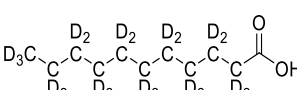
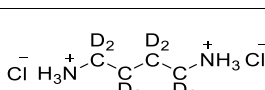
NDF-A. Carboxylic acids, alcohols, amines, alkyl halides, thiols, alkanes

Product code	Compound name/synonyms Publication links	Chemical structure
NDF-A-041	Phytantriol- <i>d</i> ₃₉ https://doi.org/10.1016/j.jcis.2018.09.022 http://dx.doi.org/10.3389/fchem.2020.619470	
NDF-A-042	11-mercaptoundecanoic acid- <i>d</i> ₂₀ https://doi.org/10.1021/acs.chemmater.9b01209 http://dx.doi.org/10.1038/s41467-018-03699-7 https://doi.org/10.1039/D4NR04365K	
NDF-A-043	(2-Ethylhexyl)laurate- <i>d</i> ₄₀ https://doi.org/10.1038/s41598-022-22504-6 https://doi.org/10.1021/acssuschemeng.3c04736 https://doi.org/10.1021/acs.jpcc.3c08189	
NDF-A-044	Adamantane carboxylic acid- <i>d</i> ₁₅ https://doi.org/10.1021/acscemneuro.3c00850	
NDF-A-045	Adamantane acetic acid- <i>d</i> ₁₇	
NDF-A-046	Squalene- <i>d</i> ₅₀ https://doi.org/10.1039/d4ra05543h	
NDF-A-047	<i>d</i> ₂ , <i>d</i> ₄ -Hydroxybenzoic acid	
NDF-A-048	Stearyl alcohol- <i>d</i> ₃₅	
NDF-A-049	2,2-Didecylpropane-1,3-diol- <i>d</i> ₄₆	
NDF-A-050	Linoleic acid- <i>d</i> ₃₁ https://doi.org/10.1002/adsc.202200616	
NDF-A-051	3,6,9-trioxaundecanedioic acid- <i>d</i> ₁₂	

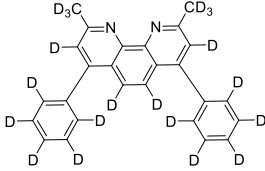
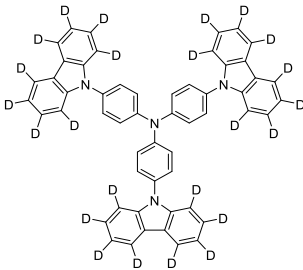
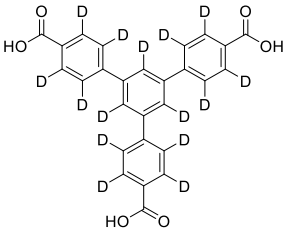
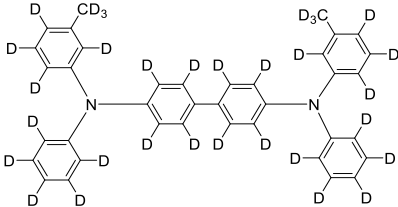
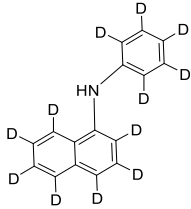
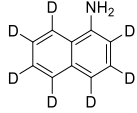
NDF-A. Carboxylic acids, alcohols, amines, alkyl halides, thiols, alkanes

Product code	Compound name/synonyms Publication links	Chemical structure
NDF-A-052	2-ethylhexanoic acid- <i>d</i> ₁₅	
NDF-A-053	Nonyl nonanoate- <i>d</i> ₃₆	
NDF-A-054	Butyric acid- <i>d</i> ₇ Butanoic acid- <i>d</i> ₇	
NDF-A-055	Ethanolamine- <i>d</i> ₄	
NDF-A-056	Diacetone alcohol- <i>d</i> ₁₁	
NDF-A-057	Ethylamine- <i>d</i> ₅ (Supplied in D ₂ O)	
NDF-A-058	Oleamide- <i>d</i> ₃₃	
NDF-A-059	2-Ethylhexan-1-ol- <i>d</i> ₁₇	
NDF-A-060	Docosahexaenoic acid- <i>d</i> ₃₁ DHA- <i>d</i> ₃₁	
NDF-A-061	Tributyryn- <i>d</i> ₂₆	
NDF-A-062	Dodecanoic-9,9,10,10- <i>d</i> ₄ acid Lauric acid- <i>d</i> ₄	

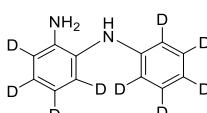
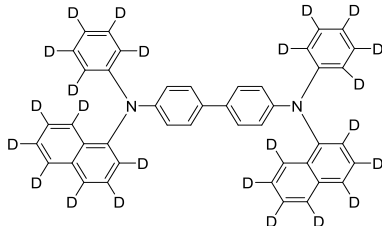
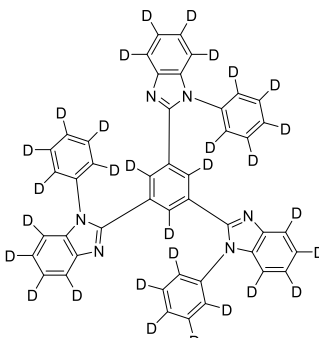
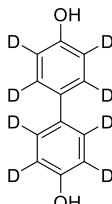
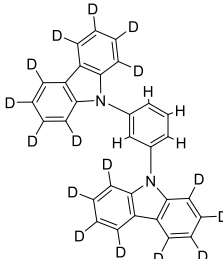
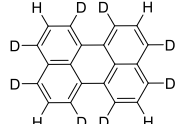
NDF-A. Carboxylic acids, alcohols, amines, alkyl halides, thiols, alkanes

Product code	Compound name/synonyms Publication links	Chemical structure
NDF-A-063	18-Methyleicosanoic- <i>d</i> ₄₁ acid	
NDF-A-064	Eicosanoic- <i>d</i> ₃₉ acid	
NDF-A-065	Eicosane- <i>d</i> ₄₁ -1-thiol	
NDF-A-066	18-Methyleicosan- <i>d</i> ₄₃ -1-thiol	
NDF-A-067	1-Bromo-18-methyleicosane- <i>d</i> ₄₃	
NDF-A-068	18-Methyleicosan- <i>d</i> ₄₃ -1-ol	
NDF-A-069	Dodecanol- <i>d</i> ₂₅ https://doi.org/10.1039/D4SM00784K	
NDF-A-071	Sodium butyrate- <i>d</i> ₇	
NDF-A-072	Tridecanoic Acid- <i>d</i> ₂₅ Tridecyclic acid- <i>d</i> ₂₅	
NDF-A-073	1-Bromooctane- <i>d</i> ₁₇ n-Br-octane- <i>d</i> ₁₇ Octyl bromide- <i>d</i> ₁₇	
NDF-A-074	1-Aminononane-9,9,9- <i>d</i> ₃	
NDF-A-075	1-Aminononane-1,1,2,2,3,3,4,4- <i>d</i> ₈	
NDF-A-077	Undecanoic acid- <i>d</i> ₂₁	
NDF-A-078	1,4-Diaminobutane- <i>d</i> ₈ dihydrochloride Putrescine- <i>d</i> ₈ dihydrochloride	

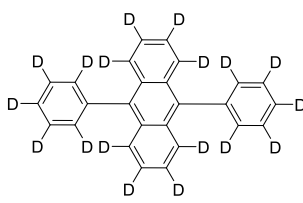
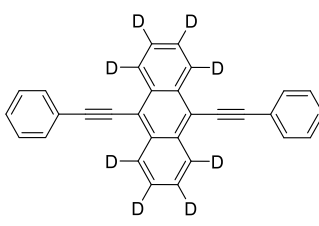
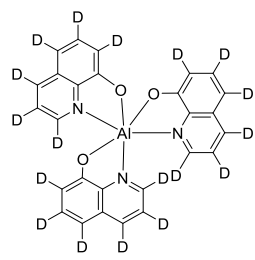
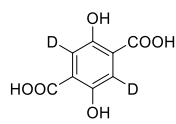
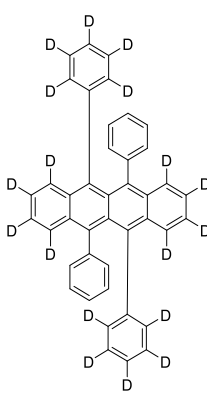
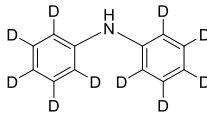
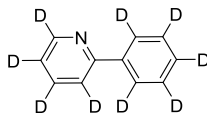
NDF-B. Aromatic compounds

Product code	Compound name/s and publication links	Chemical structure
NDF-B-001	<p>Bathocuproine-d_{20}</p> <p>BCP-d_{20}</p> <p>2,9-Dimethyl-4,7-diphenyl-1,10-phenanthroline-d_{20}</p> <p>https://doi.org/10.1016/j.tetlet.2011.12.032 https://doi.org/10.1002/admi.201700872 https://doi.org/10.1002/sdtp.11839 https://doi.org/10.1016/j.aca.2016.05.003 https://doi.org/10.1002/admi.201600184 http://dx.doi.org/10.1002/adma.201104029 http://dx.doi.org/10.1002/adfm.201002365</p>	
NDF-B-002	<p>Tris(4-carbazoyl-9-ylphenyl)amine-d_{24}</p> <p>TCTA-d_{24}</p> <p>https://doi.org/10.1016/j.tetlet.2011.12.032 https://doi.org/10.1021/acsami.7b15542 http://dx.doi.org/10.1002/adma.201104029 http://dx.doi.org/10.1002/adfm.201002365</p>	
NDF-B-003	<p>1,3,5-Tris(4-carboxyphenyl)benzene-d_{15}</p> <p>BTB-d_{15}</p> <p>https://doi.org/10.1002/anie.201311055</p>	
NDF-B-004	<p>N,N'-Bis(3-methylphenyl)-N,N'-diphenylbenzidine-d_{32}</p> <p>TPD-d_{32}</p> <p>https://doi.org/10.1002/admi.201700872 https://doi.org/10.1002/sdtp.11839 https://doi.org/10.1002/admi.201600184</p>	
NDF-B-005	<p>N-Phenylnaphthylamine-d_{12}</p> <p>https://doi.org/10.3390/molecules191118604</p>	
NDF-B-006	<p>1-Naphthylamine-d_7</p> <p>https://doi.org/10.3390/molecules191118604</p>	

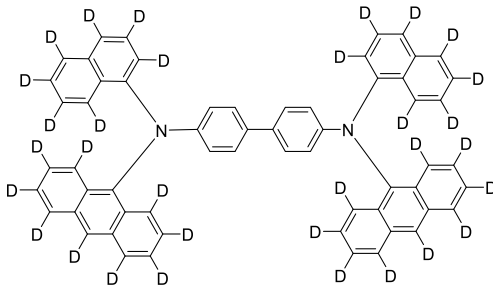
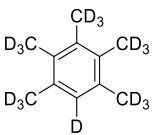
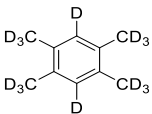
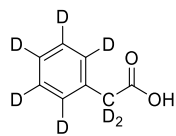
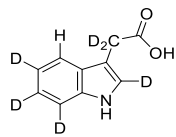
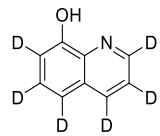
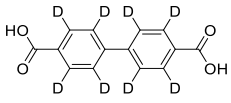
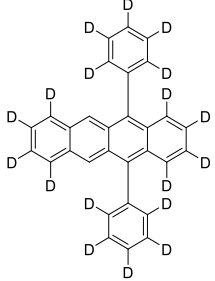
NDF-B. Aromatic compounds

Product code	Compound name/s and publication links	Chemical structure
NDF-B-007	<i>N</i> -Phenyl- <i>o</i> -phenylenediamine- <i>d</i> ₉ https://doi.org/10.3390/molecules191118604	
NDF-B-008	<i>N,N'</i> -Di(1-naphthyl)- <i>N,N'</i> -diphenyl-(1,1'-biphenyl)-4,4'-diamine- <i>d</i> ₂₄ NPD- <i>d</i> ₂₄ NPB- <i>d</i> ₂₄ https://doi.org/10.1021/acsami.7b01450 https://doi.org/10.1002/admi.201600184	
NDF-B-009	2,2',2''-(1,3,5-Benzinetriyl)-tris(1-phenyl-1- <i>H</i> -benzimidazole)- <i>d</i> ₃₀ TPBi- <i>d</i> ₃₀ https://doi.org/10.1021/acsami.7b01450 https://doi.org/10.1002/admi.201600184	
NDF-B-010	Biphenol- <i>d</i> ₈ https://doi.org/10.1021/acs.chemmater.5b04538	
NDF-B-011	1,3-Bis(<i>N</i> -carbazolyl)benzene mCP- <i>d</i> ₁₆	
NDF-B-012	Perylene- <i>d</i> ₈ https://doi.org/10.1021/acs.jpcclett.5b01271	

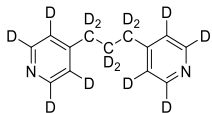
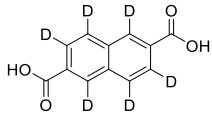
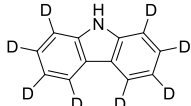
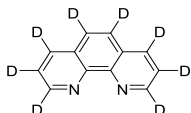
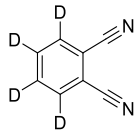
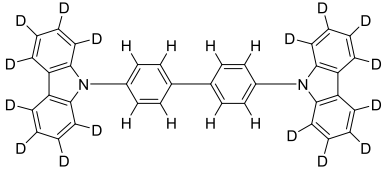
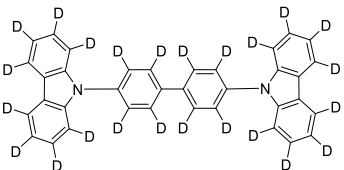
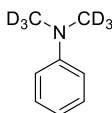
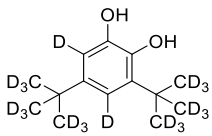
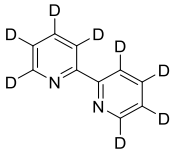
NDF-B. Aromatic compounds

Product code	Compound name/s and publication links	Chemical structure
NDF-B-013	9,10-Diphenyl anthracene- <i>d</i> ₁₈	
NDF-B-014	9,10-Diphenylethenyl-anthracene- <i>d</i> ₈	
NDF-B-015	Alq ₃ - <i>d</i> ₁₈ Tris-(8-hydroxyquinoline) aluminium- <i>d</i> ₁₈ https://doi.org/10.1021/acsami.7b01450	
NDF-B-016	DHTPA- <i>d</i> ₂ 2,5-Dihydroxyterephthalic acid- <i>d</i> ₂ 2,5-Dihydroxy-1,4-benzenedicarboxylic acid- <i>d</i> ₂ http://dx.doi.org/10.1039/C4SC02064B	
NDF-B-017	Rubrene- <i>d</i> ₁₈ 5,6,11,12-Tetraphenyltetracene- <i>d</i> ₁₈	
NDF-B-018	Diphenylamine- <i>d</i> ₁₀ https://doi.org/10.3390/molecules191118604	
NDF-B-019	2-Phenylpyridine- <i>d</i> ₉	

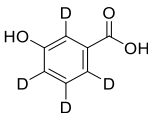
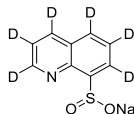
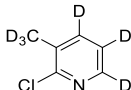
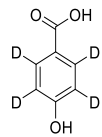
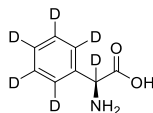
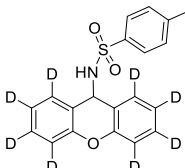
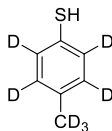
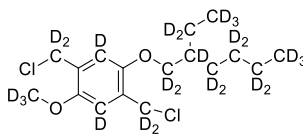
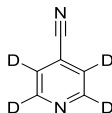
NDF-B. Aromatic compounds

Product code	Compound name/s and publication links	Chemical structure
NDF-B-020	NAD- <i>d</i> ₃₂ https://doi.org/10.1021/acsami.7b01450	
NDF-B-021	1,2,3,4,5-Pentamethylbenzene- <i>d</i> ₁₆	
NDF-B-022	Durene- <i>d</i> ₁₄ https://doi.org/10.1016/j.aca.2016.05.003	
NDF-B-023	Phenylacetic acid- <i>d</i> ₇ https://doi.org/10.1021/acs.chemmater.9b01209 http://dx.doi.org/10.1038/s41467-018-03699-7 https://doi.org/10.1039/D4NR04365K	
NDF-B-024	Indole-3-acetic acid- <i>d</i> ₆	
NDF-B-025	8-Hydroxyquinoline- <i>d</i> ₆	
NDF-B-026	4,4'-Biphenyldicarboxylic acid- <i>d</i> ₈	
NDF-B-027	5,12-Diphenyltetracene- <i>d</i> ₁₈	

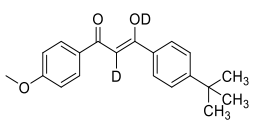
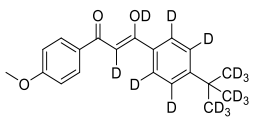
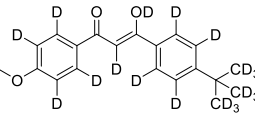
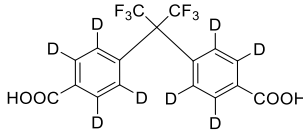
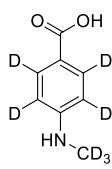
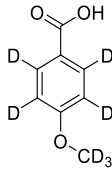
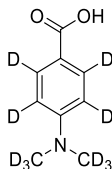
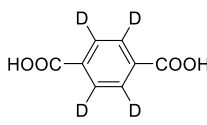
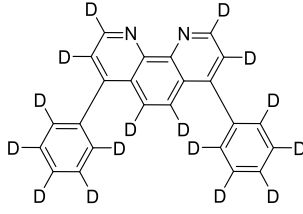
NDF-B. Aromatic compounds

Product code	Compound name/s and publication links	Chemical structure
NDF-B-028	4,4'-Trimethylenedipyridine- d_{14}	
NDF-B-029	2,6-Naphthedicarboxylic acid- d_6	
NDF-B-030	Carbazole- d_8 https://doi.org/10.1016/j.tetlet.2011.12.032	
NDF-B-031	Phenanthroline- d_8	
NDF-B-032	Phthalonitrile- d_4	
NDF-B-033	4,4'-Bis(<i>N</i> -carbazolyl)-1,1'-biphenyl- d_{16} CBP- d_{16}	
NDF-B-034	4,4'-Bis(<i>N</i> -carbazolyl)-1,1'-biphenyl- d_{24} CBP- d_{24} https://doi.org/10.1021/acsami.7b15542 http://dx.doi.org/10.1002/adfm.201002365 http://dx.doi.org/10.1021/acsami.1c05940	
NDF-B-035	Dimethylaniline- d_6	
NDF-B-036	3,5-di- <i>tert</i> -Butylcatechol- d_{20} https://doi.org/10.1039/D3SC04229D	
NDF-B-037	2,2'-Bipyridine- d_8 https://doi.org/10.1021/acs.inorgchem.2c03457	

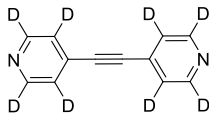
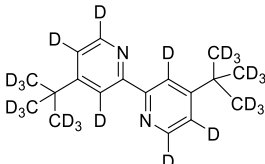
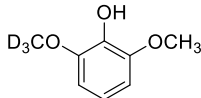
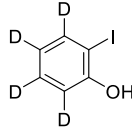
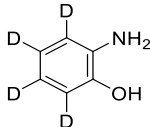
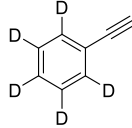
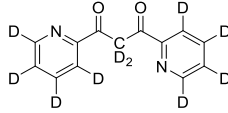
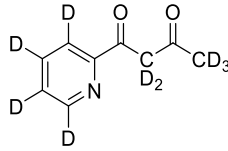
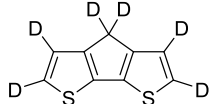
NDF-B. Aromatic compounds

Product code	Compound name/s and publication links	Chemical structure
NDF-B-038	3-Hydroxybenzoic acid- d_4	
NDF-B-039	8-Quinoline sulfonic acid- d_6	
NDF-B-040	2-Chloro-3-methylpyridine- d_6 http://dx.doi.org/10.1088/1361-648X/aabdf9	
NDF-B-041	4-Hydroxybenzoic acid- d_4 https://doi.org/10.1017/S0885715617000720	
NDF-B-042	Phenylglycine- d_6	
NDF-B-043	4-Methyl-N-(9H-xanthen-9yl) benzenesulfonamide- d_8	
NDF-B-044	4-Methylbenzenethiol- d_7	
NDF-B-045	MEH PPV monomer- d_{26} http://dx.doi.org/10.1039/C9TC05322K http://dx.doi.org/10.1002/anie.202002477 http://dx.doi.org/10.1103/PhysRevApplied.15.064001 http://dx.doi.org/10.1038/s41467-020-20148-6 https://doi.org/10.1103/PhysRevB.108.035201 http://doi.org/10.1103/PhysRevB.110.014204 https://doi.org/10.1103/PhysRevB.110.195304	
NDF-B-046	4-Cyanopyridine- d_4	

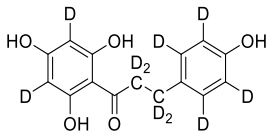
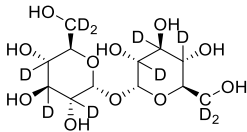
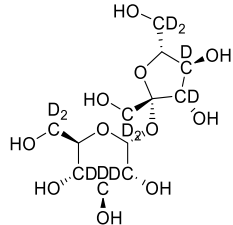
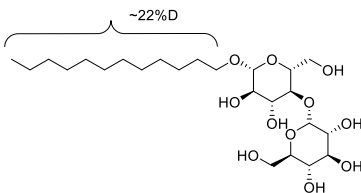
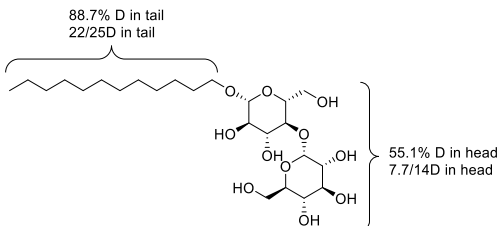
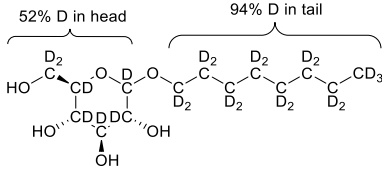
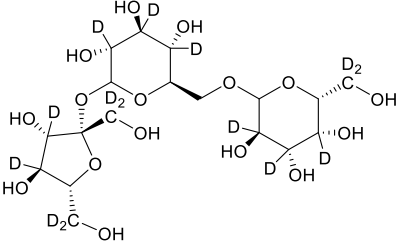
NDF-B. Aromatic compounds

Product code	Compound name/s and publication links	Chemical structure
NDF-B-047	Avobenzone- <i>d</i> ₂ http://dx.doi.org/10.1039/D0PP00265H	 keto/enol
NDF-B-048	Avobenzone- <i>d</i> ₁₅	 keto/enol
NDF-B-049	Avobenzone- <i>d</i> ₁₉	 keto/enol
NDF-B-050	Hexafluoroisopropylidenebisbenzoic- <i>d</i> ₈ acid	
NDF-B-051	4-((Methyl- <i>d</i> ₃)amino)benzoic- <i>d</i> ₄ acid	
NDF-B-052	4-(Methoxy- <i>d</i> ₃)benzoic- <i>d</i> ₄ acid http://dx.doi.org/10.1002/chem.202201366	
NDF-B-053	4-(bis(Methyl- <i>d</i> ₃)amino)benzoic- <i>d</i> ₄ acid	
NDF-B-054	Terephthalic acid- <i>d</i> ₄	
NDF-B-055	Bathophenanthroline- <i>d</i> ₁₆	

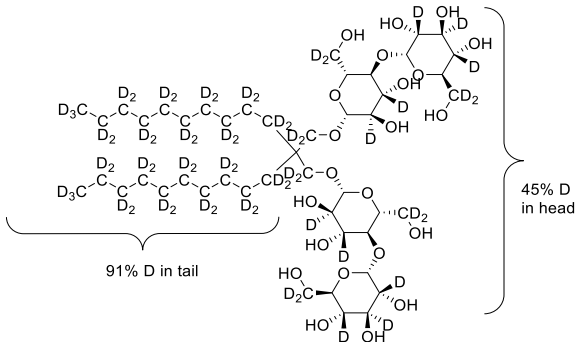
NDF-B. Aromatic compounds

Product code	Compound name/s and publication links	Chemical structure
NDF-B-056	Bis(4-pyridyl)acetylene- d_8 BPAC- d_8	
NDF-B-057	4,4'-Di-tert-butyl-2,2'-bipyridine- d_{24} 4,4'-Di-tert-butyl-2,2'-dipyridyl- d_{24}	
NDF-B-058	Syringol- d_3	
NDF-B-059	2-Iodophenol- d_4	
NDF-B-060	2-Aminophenol- d_4	
NDF-B-061	Phenyl- d_5 -acetylene	
NDF-B-062	1,3-Di(pyridin-2-yl)propane-1,3-dione- d_{10}	
NDF-B-063	1-(2-Pyridinyl)-1,3-butanedione- d_9	
NDF-B-064	4H-Cyclopenta[1,2-b:5,4-b']dithiophene- d_6	

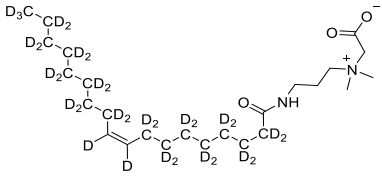
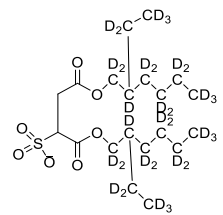
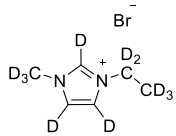
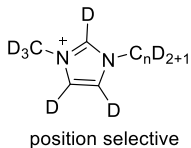
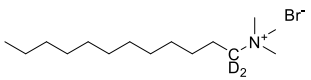
NDF-C. Sugars and related compounds

Product code	Compound name/s and publication links	Chemical structure
NDF-C-001	Phloretin- <i>d</i> ₁₀	
NDF-C-002	Trehalose- <i>d</i> ₁₀ http://dx.doi.org/10.1021/acs.langmuir.5b02127 https://doi.org/10.1098/rsif.2014.0069	
NDF-C-003	Sucrose- <i>d</i> ₁₁ http://dx.doi.org/10.1021/acs.langmuir.5b02127	
NDF-C-004	<i>n</i> -Dodecyl-β-D-maltopyranoside DDM: deuterated tail 22% D	
NDF-C-005	<i>n</i> -Dodecyl-β-D-maltopyranoside DDM: head 55%D, tail 89%D http://dx.doi.org/doi:10.1107/S2052252518012186 http://dx.doi.org/10.1111/febs.14345 http://dx.doi.org/10.7554/eLife.71887	
NDF-C-006	Octyl β-D-glucopyranoside <i>n</i> -octyl glucoside OG: head 52%D, tail 94% D http://dx.doi.org/10.1111/febs.14345 https://doi.org/10.1107/S2052252520013974 http://dx.doi.org/10.1007/s00018-022-04428-6	
NDF-C-007	Raffinose- <i>d</i> ₁₄ https://doi.org/10.1016/j.carbpol.2024.122452	

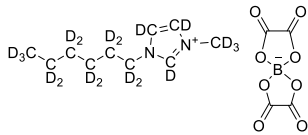
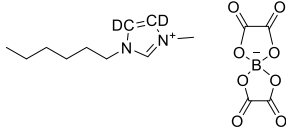
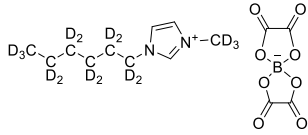
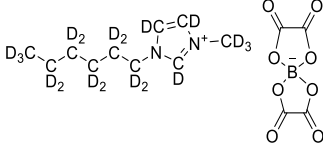
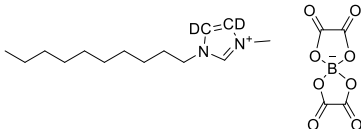
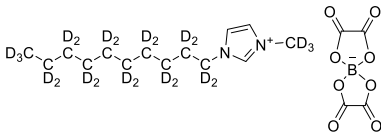
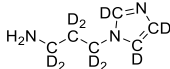
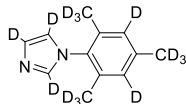
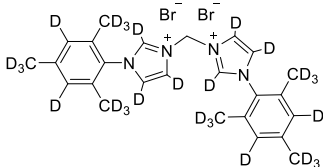
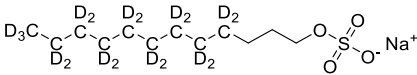
NDF-C. Sugars and related compounds

Product code	Compound name/s and publication links	Chemical structure
NDF-C-008	Lauryl maltose neopentyl glycol LMNG: head 45%D, tail 91%D	 <p>91% D in tail</p> <p>45% D in head</p>

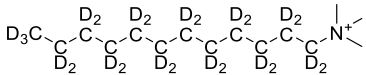
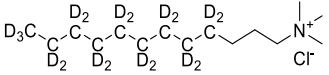
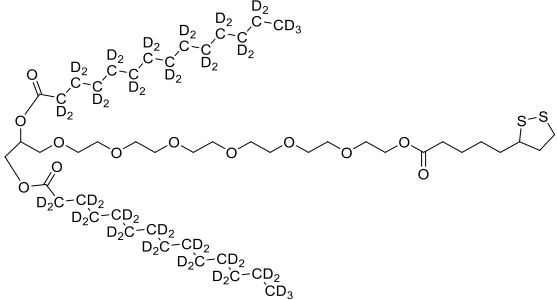
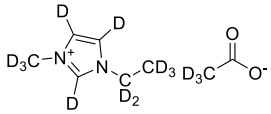
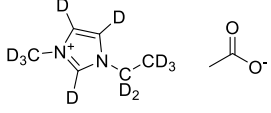
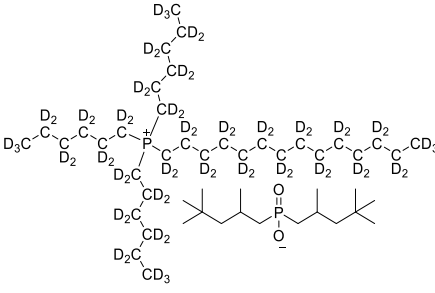
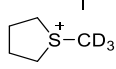
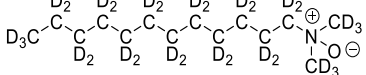
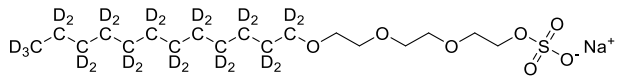
NDF-D. Ionic compounds/surfactants

Product code	Compound name/s and publication links	Chemical structure
NDF-D-001	Oleic betaine- d_{33} OAPB- d_{33} https://doi.org/10.1016/j.jcis.2018.09.046	
NDF-D-002	Sodium bis(2-ethylhexyl- d_{17}) sulfosuccinate	
NDF-D-003	1-Ethyl-3-methylimidazolium bromide- d_{11} EMIM Br- d_{11}	 <p>Br⁻</p>
NDF-D-004	[C _n mim] ⁺ (n = 2, 4, 8, 10) 1-Alkyl-3-methylimidazolium chloride (alkyl = ethyl, butyl, octyl, decyl) https://doi.org/10.1039/C9CP02479D http://dx.doi.org/10.1016/j.physb.2018.01.063 http://dx.doi.org/10.7566/JPSCP.33.011150 http://dx.doi.org/10.1149/2754-2734/ac6963	 <p>position selective</p>
NDF-D-005	Dodecyltrimethylammonium bromide- d_2 DTAB- d_2 http://dx.doi.org/10.1088/1361-648X/ab49a8 https://doi.org/10.1016/j.jcis.2021.09.019	 <p>Br⁻</p>

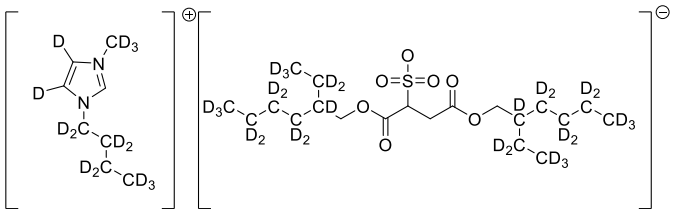
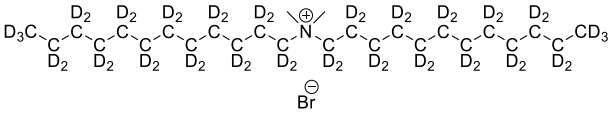
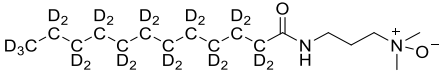
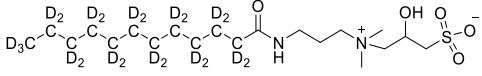
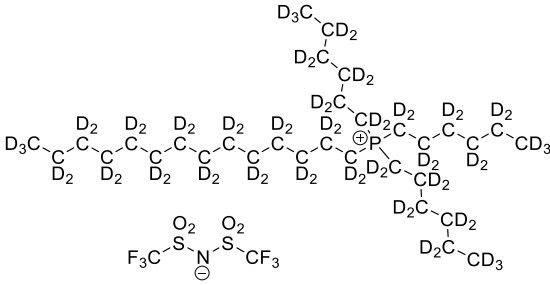
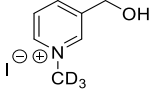
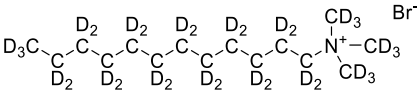
NDF-D. Ionic compounds/surfactants

Product code	Compound name/s and publication links	Chemical structure
NDF-D-006	1-Hexyl-3-methyl-imidazolium- d_{19} bis(oxalato)borate	
NDF-D-007	1-Hexyl-3-methyl-4,5- d_2 -imidazolium bis(oxalato)borate	
NDF-D-008	1-Hexyl- d_{13} -3-methyl- d_3 -imidazolium bis(oxalato)borate	
NDF-D-009	1-Hexyl-3-methyl-imidazolium- d_{27} bis(oxalato)borate	
NDF-D-010	1-Decyl-3-methyl-4,5- d_2 -imidazolium bis(oxalato)borate	
NDF-D-011	1-Decyl- d_{21} -3-methyl- d_3 -imidazolium bis(oxalato)borate	
NDF-D-012	1-(3-Aminopropyl)imidazole- d_9	
NDF-D-013	N-2,4,6-Trimethylphenyl imidazole- d_{14} (MesIm) salt (d-(MesIm) $_2$ CD $_2$ Br $_2$) https://doi.org/10.1039/C4FD00182F	 
NDF-D-014	Sodium lauryl sulfate- d_{19} (selective)	

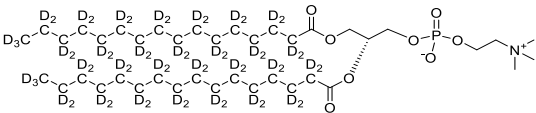
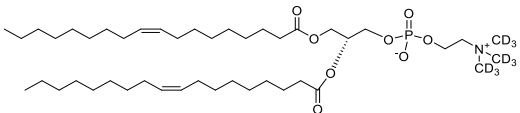
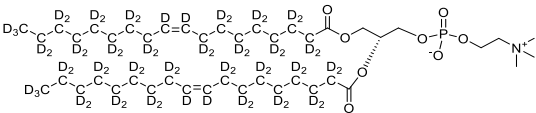
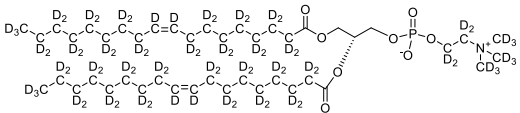
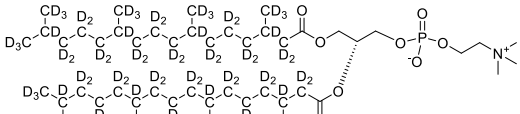

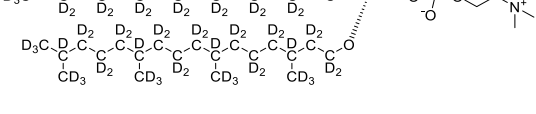
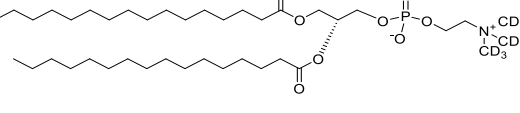
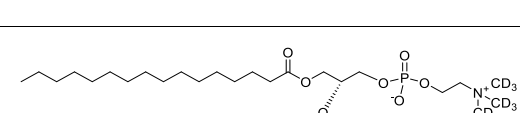
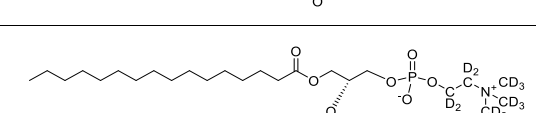
NDF-D. Ionic compounds/surfactants

Product code	Compound name/s and publication links	Chemical structure
NDF-D-015	Dodecyltrimethylammonium chloride- d_{25}	
NDF-D-016	Dodecyltrimethylammonium chloride- d_{19} (selective)	
NDF-D-017	LA-DL14- d_{54} (WC 14 analogue)	
NDF-D-018	1-Ethyl-3-methyl-imidazolium acetate- d_{14} EMIMAC- d_{14} https://doi.org/10.1021/acs.macromol.8b01425	
NDF-D-019	1-Ethyl-3-methyl-imidazolium acetate- d_{11} EMIMAC- d_{11}	
NDF-D-020	d-Trihexyltetradecyl phosphonium bis(2,4,4-trimethylpentyl)phosphinate- d_{68} https://doi.org/10.1021/acs.jpcc.8b05952	
NDF-D-021	S-Methyl- d_3 -tetrahydrothiophenium iodide	
NDF-D-022	<i>N,N</i> -Dimethyldodecan-1-amine <i>N</i> -oxide- d_{31} Lauryldimethylamine oxide- d_{31} LDAO- d_{31}	
NDF-D-023	Sodium 2-[2-[2-(dodecyloxy)ethoxy]ethoxy]ethyl sulfate- d_{25} https://doi.org/10.1021/acs.jpcc.4c03429	

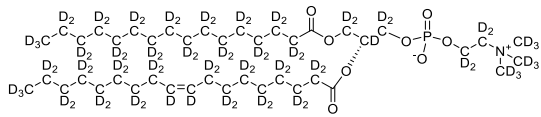
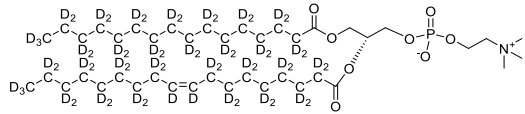
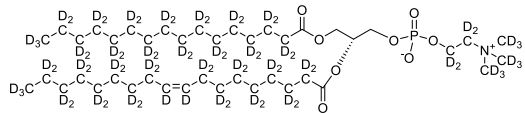
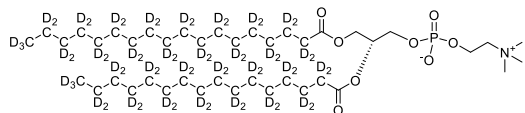
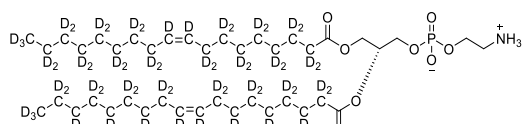
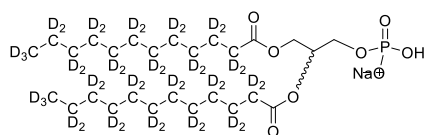
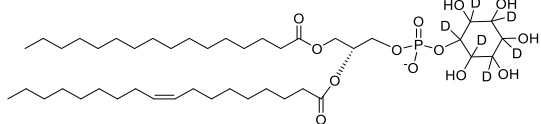
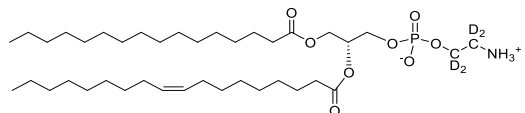
NDF-D. Ionic compounds/surfactants

Product code	Compound name/s and publication links	Chemical structure
NDF-D-024	[BMIM- <i>d</i> ₁₄][AOT- <i>d</i> ₃₀] 1-butyl-3-methylimidazolium- <i>d</i> ₁₄ 1,4-bis-2-ethylhexylsulfosuccinate- <i>d</i> ₃₀	
NDF-D-025	<i>N</i> -(Dodecyl- <i>d</i> ₂₅)- <i>N,N</i> -dimethyldodecan-1-aminium- <i>d</i> ₂₅ bromide DDAB- <i>d</i> ₅₀	
NDF-D-026	Lauramidopropyl dimethylamine oxide- <i>d</i> ₂₃	
NDF-D-027	Lauramidopropyl hydroxysultaine- <i>d</i> ₂₃	
NDF-D-028	Tris(hexyl- <i>d</i> ₁₃)(tetradecyl- <i>d</i> ₂₉)phosphonium bis(trifluoromethylsulfonyl)amide THTDP- <i>d</i> ₆₈ C ₁ C ₁ N THTDP- <i>d</i> ₆₈ NTf ₂	
NDF-D-029	3-(Hydroxymethyl)-1-methyl- <i>d</i> ₃ -pyridinium iodide	
NDF-D-030	Dodecyltrimethylammonium bromide- <i>d</i> ₃₄ DTAB- <i>d</i> ₃₄	

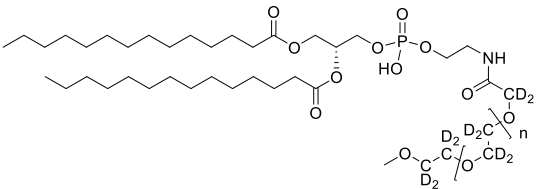
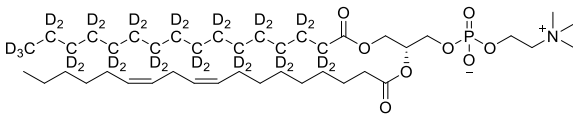
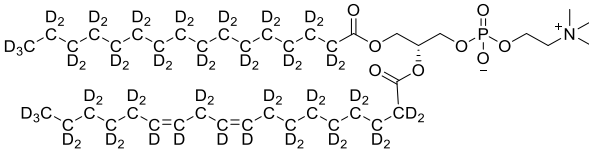
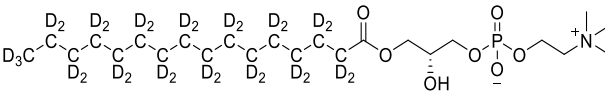
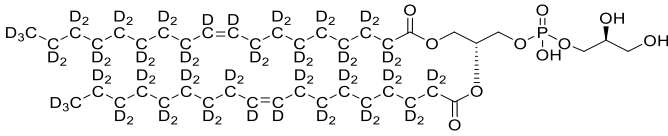
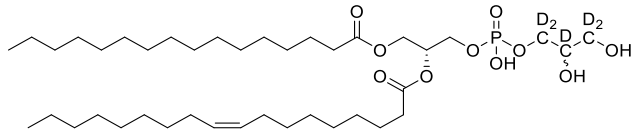
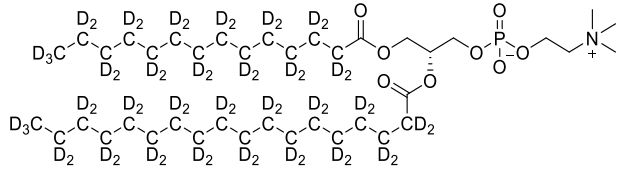
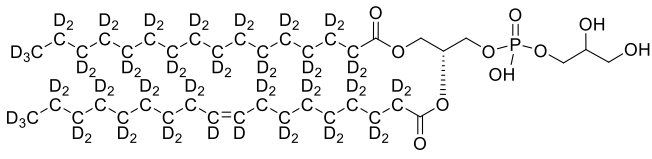
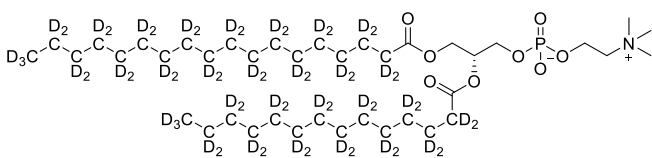
NDF-E. Phospholipids

Product code	Compound name/s (Publication links included if available)	Chemical structure
NDF-E-001	1,2-Dipalmitoyl- <i>sn</i> -glycero-3-phosphocholine- d_{62} DPPC- d_{62}	
NDF-E-002	1,2-Dioleoyl- <i>sn</i> -glycero-3-phosphocholine- d_9 DOPC- d_9 https://doi.org/10.1016/j.colsurfb.2019.01.040	
NDF-E-003	1,2-Dioleoyl- <i>sn</i> -glycero-3-phosphocholine- d_{66} DOPC- d_{66} https://doi.org/10.1016/j.colsurfb.2019.01.040	
NDF-E-004	1,2-Dioleoyl- <i>sn</i> -glycero-3-phosphocholine- d_{79} DOPC- d_{79}	
NDF-E-005	DphyPC- d_{78} (tail-deuterated) 1,2-di(3RS,7R,11R-phytanoyl)- <i>sn</i> -glycero-3-phosphocholine https://doi.org/10.1016/j.chemphyslip.2014.04.004	
NDF-E-006	DPEPC- d_{82} (tail-deuterated) 1,2-di(3RS,7R,11R-phytanoyl)- <i>sn</i> -glycero-3-phosphocholine https://doi.org/10.1016/j.chemphyslip.2014.04.004	
NDF-E-007	1,2-Palmitoyl- <i>sn</i> -glycero-3-phosphocholine- d_9 DPPC- d_9 https://doi.org/10.1016/j.colsurfb.2019.01.040	
NDF-E-008	1-Palmitoyl-2-oleoyl-glycero-3-phosphocholine- d_9 POPC- d_9	
NDF-E-009	1-Palmitoyl-2-oleoyl-glycero-3-phosphocholine- d_{13} POPC- d_{13} http://dx.doi.org/10.1021/acs.langmuir.0c02212	
NDF-E-010	1-Palmitoyl-2-oleoyl-glycero-3-phosphocholine- d_{44} POPC- d_{44}	

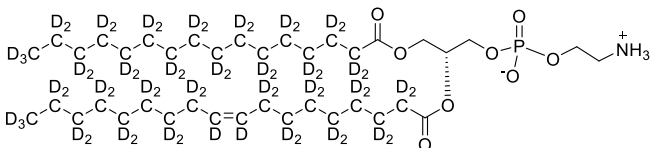
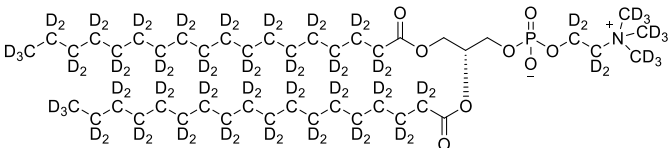
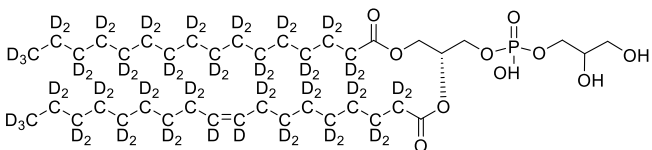
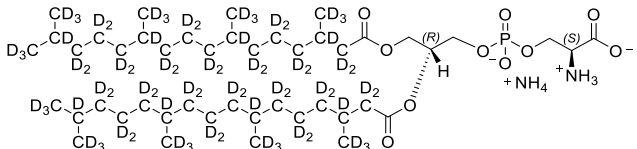
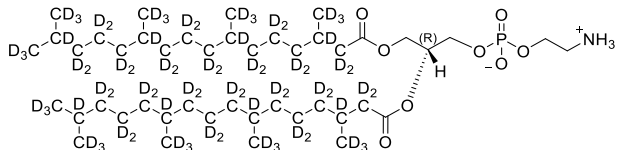
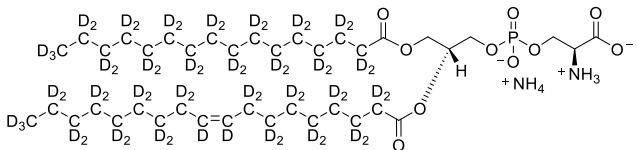
NDF-E. Phospholipids

Product code	Compound name/s (Publication links included if available)	Chemical structure
NDF-E-011	1-Palmitoyl-2-oleoyl-glycero-3-phosphocholine- <i>d</i> ₈₂ POPC- <i>d</i> ₈₂ http://dx.doi.org/10.1002/cplu.201500452 https://doi.org/10.3390/nano10122439	
NDF-E-012	1-Palmitoyl-2-oleoyl-glycero-3-phosphocholine- <i>d</i> ₆₄ POPC- <i>d</i> ₆₄ https://doi.org/10.1016/j.bpj.2017.06.027 http://dx.doi.org/10.3389/fchem.2021.630152 https://doi.org/10.1016/j.bbali.2020.158769 https://doi.org/10.1021/acsami.2c18956 https://doi.org/10.1016/j.jcis.2023.04.137 https://doi.org/10.3389/frsfm.2023.1339496 https://doi.org/10.1002%2Fpro.4987	
NDF-E-013	1-Palmitoyl-2-oleoyl-glycero-3-phosphocholine- <i>d</i> ₇₇ POPC- <i>d</i> ₇₇ https://doi.org/10.1016/j.bbali.2020.158769 http://dx.doi.org/10.7554/eLife.71887	
NDF-E-014	Hydro soy phosphocholine- <i>d</i> ₇₀ HSPC- <i>d</i> ₇₀ https://doi.org/10.1016/j.colsurfb.2019.110362 https://doi.org/10.1002/macp.202300315	
NDF-E-015	1,2-Dioleoyl phosphatidylethanolamine- <i>d</i> ₆₆ DOPE- <i>d</i> ₆₆	
NDF-E-016	1,2-Dilauroyl- <i>sn</i> -glycero-3-phosphate- <i>d</i> ₄₆ DLPA- <i>d</i> ₄₆	
NDF-E-017	1-Palmitoyl-2-oleoyl- <i>sn</i> -glycero-3-phosphoinositol- <i>d</i> ₆	
NDF-E-018	1-Palmitoyl-2-oleoyl- <i>sn</i> -glycero-3-phosphoethanolamine- <i>d</i> ₄ POPE- <i>d</i> ₄	

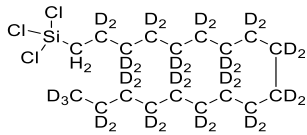
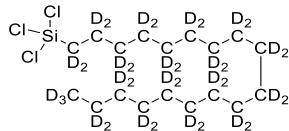
NDF-E. Phospholipids

Product code	Compound name/s (Publication links included if available)	Chemical structure
NDF-E-019	1,2-Dimyristoyl-glycero-3-phosphoethanolamine-N-[(polyethylene glycol)-methoxy]	
NDF-E-020	1-Palmitoyl- <i>d</i> ₃₁ -2-linoleoyl- <i>sn</i> -glycero-3-phosphocholine PLPC- <i>d</i> ₃₁	
NDF-E-021	1-Palmitoyl-2-linoleoyl- <i>sn</i> -glycero-3-phosphocholine- <i>d</i> ₆₂ PLPC- <i>d</i> ₆₂ https://doi.org/10.1002/adsc.202200616 https://doi.org/10.1016/j.jcis.2023.04.137	
NDF-E-022	1-Palmitoyl- <i>sn</i> -glycero-3-phosphocholine- <i>d</i> ₃₁	
NDF-E-023	1,2-Dioleoyl- <i>d</i> ₆₆ - <i>sn</i> -glycero-3-phospho-(1'- <i>sn</i> -glycerol) DOPG- <i>d</i> ₆₆ https://doi.org/10.3389/frsfm.2023.1339496	
NDF-E-024	1-Palmitoyl-2-oleoyl- <i>sn</i> -glycero-3-phospho-(1'- <i>rac</i> -glycerol)- <i>d</i> ₅ POPG- <i>d</i> ₅	
NDF-E-025	1-Myristoyl- <i>d</i> ₂₇ -2-stearoyl- <i>d</i> ₃₅ - <i>sn</i> -glycero-3-phosphocholine MSPC- <i>d</i> ₆₂	
NDF-E-026	1-Palmitoyl- <i>d</i> ₃₁ -2-oleoyl- <i>d</i> ₃₃ - <i>sn</i> -glycero-3-phospho-(1'- <i>rac</i> -glycerol) POPG- <i>d</i> ₆₄	
NDF-E-027	1-Stearoyl- <i>d</i> ₃₅ -2-myristoyl- <i>d</i> ₂₇ - <i>sn</i> -glycero-3-phosphocholine SMPC- <i>d</i> ₆₂	

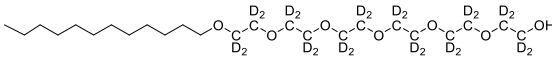
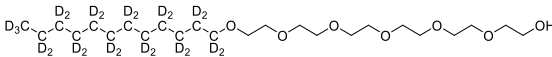
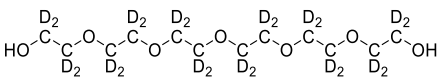
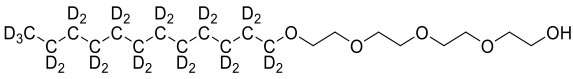
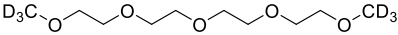
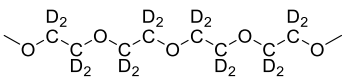
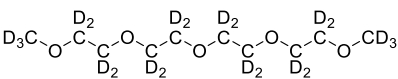
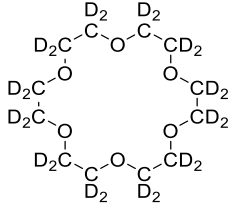
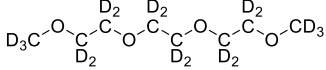
NDF-E. Phospholipids

Product code	Compound name/s (Publication links included if available)	Chemical structure
NDF-E-028	1-Palmitoyl- <i>d</i> ₃₁ -2-oleoyl- <i>d</i> ₃₃ - <i>sn</i> -glycero-3-phosphoethanolamine POPE- <i>d</i> ₆₄ 16:0-18:1 PE- <i>d</i> ₆₄	
NDF-E-029	1,2-distearoyl- <i>d</i> ₇₀ - <i>sn</i> -glycero-3-phosphocholine- <i>d</i> ₁₃ DSPC- <i>d</i> ₈₃ 18:0 PC- <i>d</i> ₈₃	
NDF-E-030	1-palmitoyl- <i>d</i> ₃₁ -2-oleoyl- <i>d</i> ₃₃ - <i>sn</i> -glycero-3-phospho-(1'- <i>rac</i> -glycerol) POPG- <i>d</i> ₆₄ 16:0-18:1 PG- <i>d</i> ₆₄	
NDF-E-031	1,2-Diphytanoyl- <i>d</i> ₇₈ - <i>sn</i> -glycero-3-phospho-L-serine DPhyPS- <i>d</i> ₇₈	
NDF-E-032	1,2-Diphytanoyl- <i>d</i> ₇₈ - <i>sn</i> -glycero-3-phosphoethanolamine DPhyPE- <i>d</i> ₇₈	
NDF-E-033	1-Palmitoyl- <i>d</i> ₃₁ -2-oleoyl- <i>d</i> ₃₃ - <i>sn</i> -glycero-3-phospho-L-serine ammonium salt POPS- <i>d</i> ₆₄ 16:0-18:1 PS	

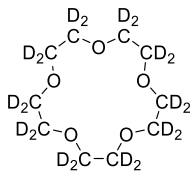
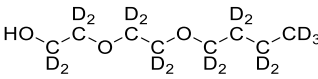
NDF-F. Silicon containing compounds

Product code	Compound name/s and publication links	Chemical structure
NDF-F-001	Octadecyltrichlorosilane- <i>d</i> ₃₅ OTS- <i>d</i> ₃₅ http://dx.doi.org/10.1039/C5CP02702K	
NDF-F-002	Octadecyltrichlorosilane- <i>d</i> ₃₇ OTS- <i>d</i> ₃₇	

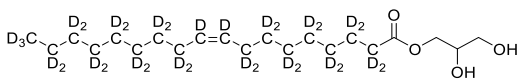
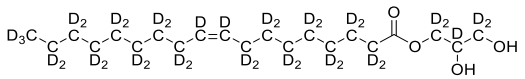
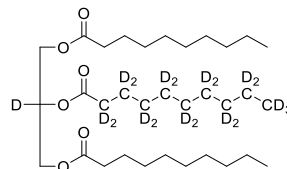
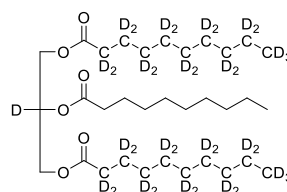
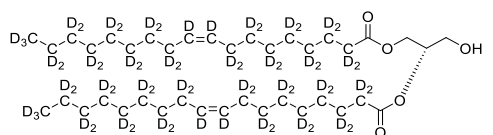
NDF-G. Glycols and related compounds

Product code	Compound name/s and publication links	Chemical structure
NDF-G-001	Hexaethylene glycol- <i>d</i> ₂₄ -monododecyl ether	
NDF-G-002	Hexaethylene glycol monododecyl ether- <i>d</i> ₂₅	
NDF-G-003	Hexaethylene glycol- <i>d</i> ₂₄	
NDF-G-004	Tetraethylene glycol monododecyl ether- <i>d</i> ₂₅	
NDF-G-005	Tetraethylene glycol- <i>h</i> ₁₆ -dimethyl ether- <i>d</i> ₆	
NDF-G-006	Tetraethylene glycol- <i>d</i> ₁₆ -dimethyl ether- <i>h</i> ₁₆ Tetraglyme- <i>d</i> ₁₆ http://dx.doi.org/10.1039/C6CP00176A	
NDF-G-007	Tetraethylene glycol- <i>h</i> ₆ -dimethylether- <i>d</i> ₂₂ Tetraglyme- <i>d</i> ₂₂ http://dx.doi.org/10.1039/C6CP00176A	
NDF-G-008	18-Crown-6- <i>d</i> ₂₄ http://dx.doi.org/doi.org/10.1071/CH21306	
NDF-G-009	Triglyme- <i>d</i> ₁₈	

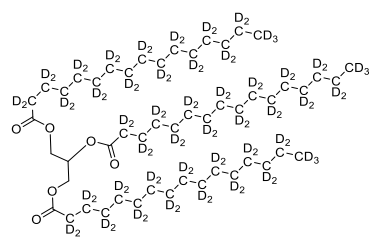
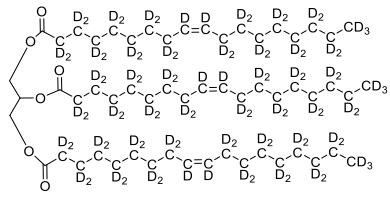
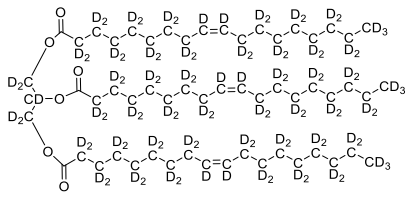
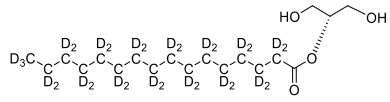
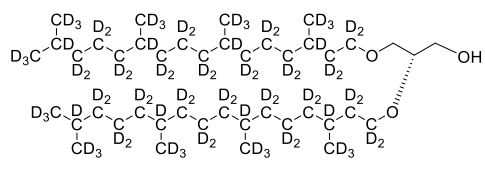
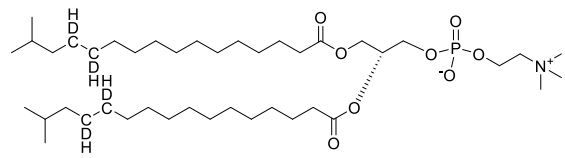
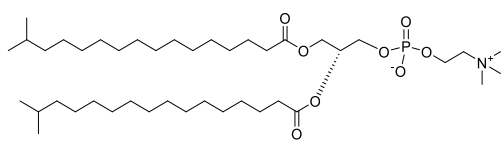
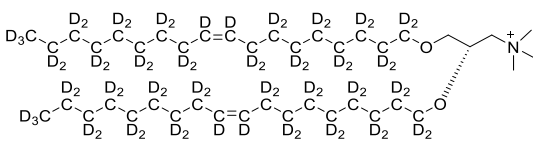
NDF-G. Glycols and related compounds

Product code	Compound name/s and publication links	Chemical structure
NDF-G-010	15-Crown-5- d_{20}	
NDF-G-011	Diethyleneglycol monobutyl ether- d_{17}	

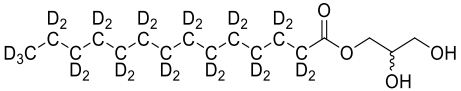
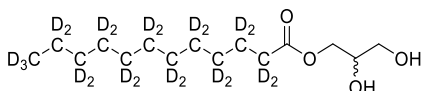
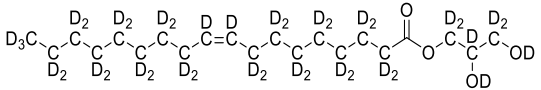
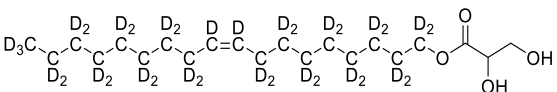
NDF-H. Glycerides

Product code	Compound name/s and publication links	Chemical structure
NDF-H-001	1-Monoolein- d_{33} GMO- d_{33}	
NDF-H-002	1-Monoolein- d_{38} GMO- d_{38} https://doi.org/10.1021/acs.langmuir.9b00647 http://dx.doi.org/10.3389/fchem.2020.619470 http://dx.doi.org/doi:10.1107/S2052252520013974 https://doi.org/10.1107/S2052252520013974	
NDF-H-003	Tricaprin- d_{19} https://doi.org/10.1016/j.chemphyslip.2015.06.007	
NDF-H-004	Tricaprin- d_{38} https://doi.org/10.1016/j.chemphyslip.2015.06.007	
NDF-H-005	1,2-di-oleoyl- d_{66} -glycerol	

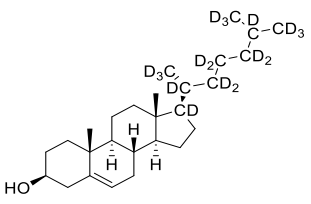
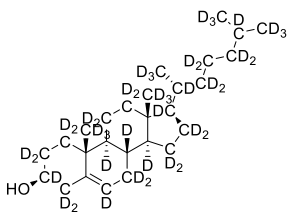
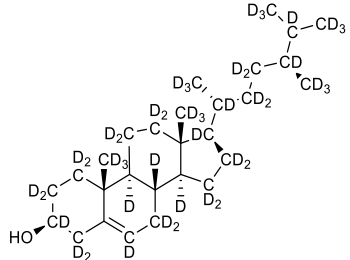
NDF-H. Glycerides

Product code	Compound name/s and publication links	Chemical structure
NDF-H-006	<p>Tripalmitin-d_{93}</p> <p>https://doi.org/10.1016/j.foostr.2019.100124 http://dx.doi.org/10.1016/j.chemphyslip.2019.02.011</p>	
NDF-H-007	<p>Triolein-d_{99}</p>	
NDF-H-008	<p>Triolein-d_{104}</p> <p>https://doi.org/10.1021/acsami.3c11767</p>	
NDF-H-009	<p>2-Monopalmitin-d_{31}</p>	
NDF-H-010	<p>GDPE-d_{82}</p> <p>1,2-di-phytanyl-sn-glycerol-d_{82}</p> <p>Diphytanyl-diglyceride ether lipid</p>	
NDF-H-011	<p>d_2-Isoheptadecanoic phosphatidyl choline</p>	
NDF-H-012	<p>h_2-Isoheptadecanoic phosphatidyl choline</p>	
NDF-H-013	<p>1,2-di-O-oleyl-3-trimethylammonium propane (chloride salt)</p> <p>DOTMA-d_{70}</p>	

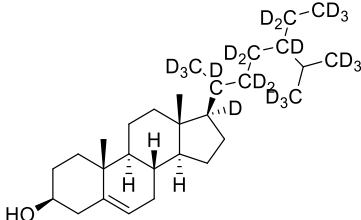
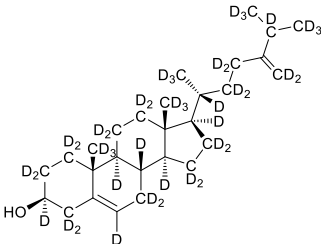
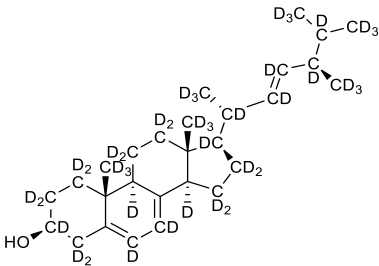
NDF-H. Glycerides

Product code	Compound name/s and publication links	Chemical structure
NDF-H-014	Monomyristin- <i>d</i> ₂₇	
NDF-H-015	Monolaurin- <i>d</i> ₂₃	
NDF-H-016	Monoolein- <i>d</i> ₄₀ https://doi.org/10.1021/acsnano.3c01095	
NDF-H-017	Oleyl glycerate- <i>d</i> ₃₅	

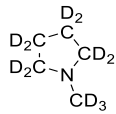
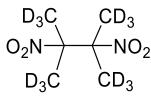
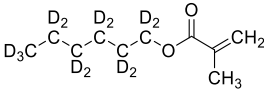
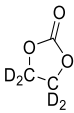
NDF-I. Sterols

Product code	Compound name/s and publication links	Chemical structure
NDF-I-001	Cholesterol- <i>d</i> ₁₈	
NDF-I-002	Cholesterol- <i>d</i> ₄₅ http://dx.doi.org/10.21203/rs.3.rs-531349/v1 http://dx.doi.org/10.1021/acsnano.0c10064 http://dx.doi.org/10.1021/acsinfectdis.2c00215 https://doi.org/10.1016/j.jlr.2022.100290 https://doi.org/10.1016/j.jcis.2023.01.043 https://doi.org/10.1016/j.jcis.2023.04.137 https://doi.org/10.1039/D3OB00754E https://doi.org/10.3389/frsfm.2023.1339496 https://doi.org/10.1126/science.adf0966 https://doi.org/10.1016/j.jcis.2023.12.165 https://doi.org/10.1016/j.jcis.2024.08.061	
NDF-I-003	22,23-Dihydrobrassicasterol- <i>d</i> ₄₇ https://doi.org/10.1039/D3OB00754E	

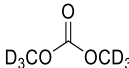
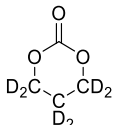
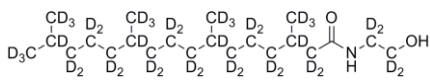
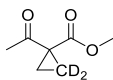
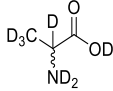
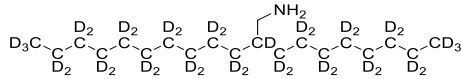
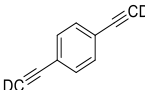
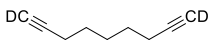
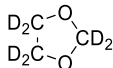
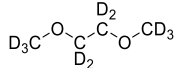
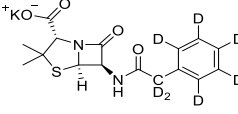
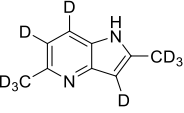
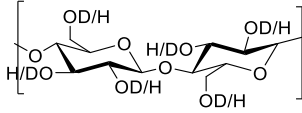
NDF-I. Sterols

Product code	Compound name/s and publication links	Chemical structure
NDF-I-004	Sitosterol- <i>d</i> ₂₂	
NDF-I-005	24-Methylenecholesterol- <i>d</i> ₄₅	
NDF-I-006	Ergosterol- <i>d</i> ₄₃	


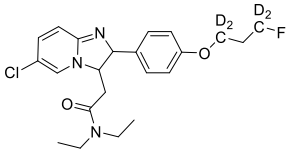
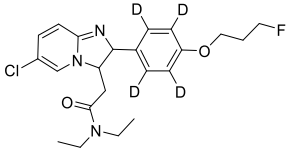
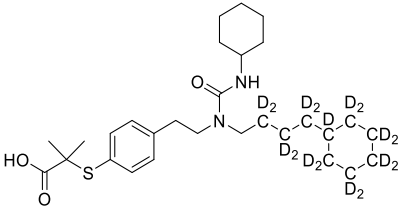
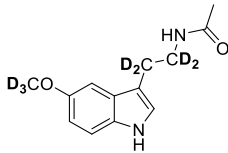
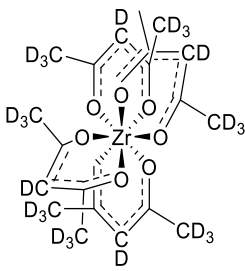
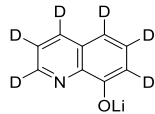
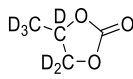
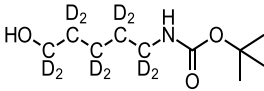
NDF-J. Miscellaneous

Product code	Compound name/s and publication links	Chemical structure
NDF-J-001	<i>N</i> -methyl Pyrrolidine- <i>d</i> ₁₁	
NDF-J-002	2,3-Dimethyl-2,3-dinitrobutane- <i>d</i> ₁₂ DMNB- <i>d</i> ₁₂ http://dx.doi.org/10.1038/ncomms9240	
NDF-J-003	Monomer <i>d</i> -hexyl- <i>h</i> -methacrylate- <i>d</i> ₁₃	
NDF-J-004	Ethylene carbonate- <i>d</i> ₄ EC- <i>d</i> ₄ https://doi.org/10.1002/jccs.201900448	

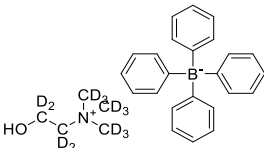
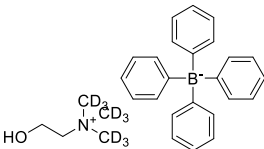
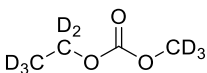
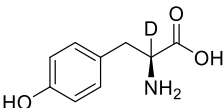
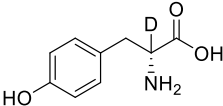
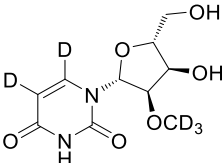
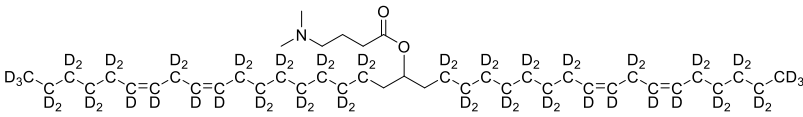
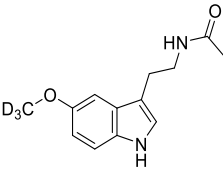
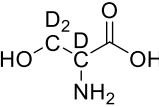
NDF-J. Miscellaneous

Product code	Compound name/s and publication links	Chemical structure
NDF-J-005	Dimethyl carbonate- d_6	
NDF-J-006	Trimethylene carbonate- d_6	
NDF-J-007	Phytanoyl monoethylamine- d_{43} http://dx.doi.org/10.1021/acs.jpcllett.6b01173	
NDF-J-008	Methyl-1-acetylcyclopropane- d_2 carboxylate	
NDF-J-009	DL-Alanine- d_7	
NDF-J-010	2-Octyl dodecylamine- d_{39}	
NDF-J-011	1,4-Diethynylbenzene- d_2	
NDF-J-012	1,8-Nonadiyne- d_2	
NDF-J-013	1,3-Dioxolone- d_6	
NDF-J-014	1,2-Dimethoxy ethane- d_{10}	
NDF-J-015	Benzyl penicillin- d_7	
NDF-J-016	2,5-Dimethyl-4-azaindole- d_9	
NDF-J-017	Cellulose nanocrystal-OD	

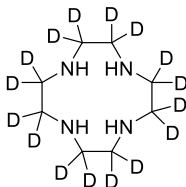
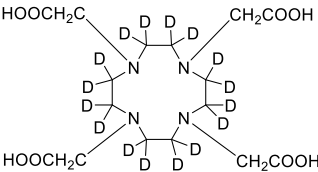
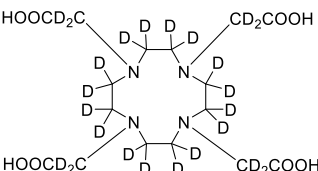
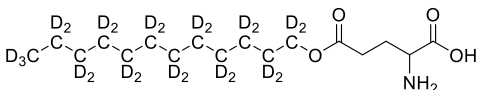
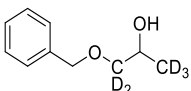
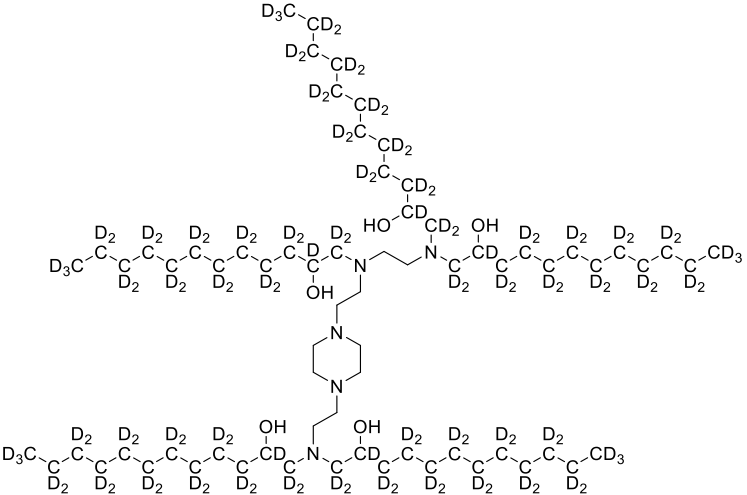
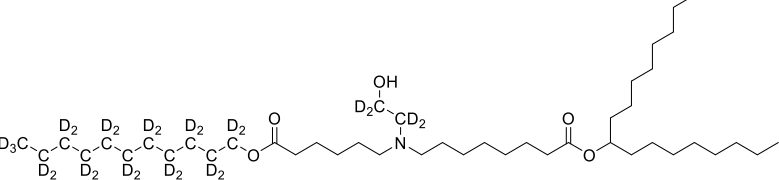
NDF-J. Miscellaneous

Product code	Compound name/s and publication links	Chemical structure
NDF-J-018	Acetonitrile- d_3	
NDF-J-019	PBR111- d_4 (propyl) https://doi.org/10.1016/j.aca.2019.02.025	
NDF-J-020	PBR111- d_4 (ring) https://doi.org/10.1016/j.aca.2019.02.025	
NDF-J-021	2-(4-(2-(1-Cyclohexanebutyl- d_{17})-3-cyclohexylureido)ethyl)-phenyl-thio)-2-methyl-propionic acid [D17]GW7647	
NDF-J-022	Melatonin- d_7	
NDF-J-023	Zirconium Acetylacetonate- d_{28}	
NDF-J-024	8-Hydroxyquinolinatolithium- d_6	
NDF-J-025	1,2-Propylene carbonate- d_6	
NDF-J-026	5-(Boc-amino)-1-pentanol- d_{10}	

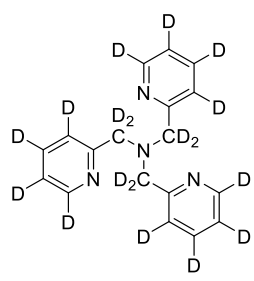
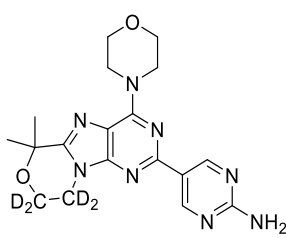
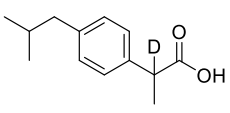
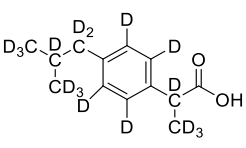
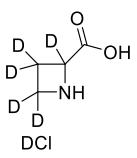
NDF-J. Miscellaneous

Product code	Compound name/s and publication links	Chemical structure
NDF-J-027	Choline- <i>d</i> ₁₃ tetraphenylborate	
NDF-J-028	Choline- <i>d</i> ₉ tetraphenylborate	
NDF-J-029	Ethylmethyl carbonate- <i>d</i> ₈	
NDF-J-030	L-Tyrosine- <i>d</i> ₁	
NDF-J-031	D-Tyrosine- <i>d</i> ₁	
NDF-J-032	2'-O-methyluridine- <i>d</i> ₅	
NDF-J-033	4-(dimethylamino)-butanoic acid, (10 <i>Z</i> ,13 <i>Z</i>)-1-(9 <i>Z</i> ,12 <i>Z</i>)-9,12-octadecadien-1-yl-10,13-nonadecadien-1-yl ester- <i>d</i> ₆₂ D-Lin-MC3-DMA- <i>d</i> ₆₂	
NDF-J-034	Melatonin- <i>d</i> ₃ N-[2-(5-methoxy- <i>d</i> ₃ -1 <i>H</i> -indol-3-yl)ethyl]acetamide	
NDF-J-035	DL-Serine- <i>d</i> ₃	

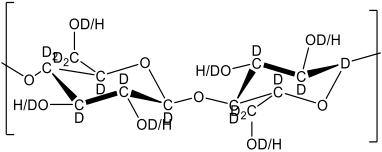
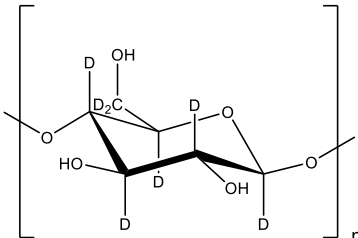
NDF-J. Miscellaneous

Product code	Compound name/s and publication links	Chemical structure
NDF-J-036	Cyclen- d_{16}	
NDF-J-037	DOTA- d_{16}	
NDF-J-038	DOTA- d_{24}	
NDF-J-039	Glutamic acid 5-dodecyl- d_{25} ester 2-amino-5-(dodecyl- d_{25} -oxy)-5-oxopentanoic acid	
NDF-J-040	1-O-benzyl-1,2-propanediol- d_5 https://doi.org/10.1039/D5OB00072F	
NDF-J-041	C12-200- d_{120}	
NDF-J-042	SM-102- d_{27}	

NDF-J. Miscellaneous

Product code	Compound name/s and publication links	Chemical structure
NDF-J-043	Tris(2-pyridylmethyl)amine- <i>d</i> ₁₈ TPA- <i>d</i> ₁₈	
NDF-J-044	Paxalisib- <i>d</i> ₄	
NDF-J-045	Ibuprofen- <i>d</i> ₁	
NDF-J-046	Ibuprofen- <i>d</i> ₁₇	
NDF-J-047	Azetidine-2-carboxylic acid- <i>d</i> ₅ AZE- <i>d</i> ₅	

NDF-K. Biopolymers

Product code	Compound name/s and publication links	Chemical structure
NDF-K-002	<p>Cellulose</p> <p>http://dx.doi.org/10.1021/acs.macromol.8b01425 http://dx.doi.org/10.1021/acs.biomac.7b00593 http://dx.doi.org/10.1007/s10570-016-1108-6 http://dx.doi.org/10.1038/srep36119 http://dx.doi.org/10.1021/acs.macromol.1c00833</p>	 <p>The diagram shows a repeating unit of cellulose in its cyclic pyranose form, enclosed in large square brackets with a subscript 'n'. The structure is a beta-D-glucopyranose ring. Deuterium atoms (D) are substituted at various positions: C2, C3, C4, and C6. The hydroxyl groups at C2 and C6 are labeled as OD/H, indicating they are partially deuterated. The hydroxyl group at C4 is labeled as H/DO, indicating it is partially deuterated. The C1 position is linked to the next unit in the chain via an oxygen atom.</p>
NDF-K-003	<p>Deuterated starch</p> <p>https://doi.org/10.1016/j.carbpol.2024.122452</p>	 <p>The diagram shows a repeating unit of starch in its cyclic pyranose form, enclosed in large square brackets with a subscript 'n'. The structure is an alpha-D-glucopyranose ring. Deuterium atoms (D) are substituted at various positions: C2, C3, C4, and C6. The hydroxyl groups at C2 and C6 are labeled as D and OH respectively. The hydroxyl group at C4 is labeled as OH and D. The C1 position is linked to the next unit in the chain via an oxygen atom.</p>

NDF-L. Proteins

Product Code	Category	Publication links
NDF-L-001	Partially deuterated protein* Up to 88 (± 2) % D incorporation (based on non-exchangeable hydrogens)	http://dx.doi.org/10.1007/978-1-4939-8760-3_7 http://dx.doi.org/10.1039/C8TB02465K http://dx.doi.org/10.1074/jbc.RA118.001860 http://dx.doi.org/10.1016/j.foodhyd.2017.11.045 http://dx.doi.org/10.1021/acs.langmuir.7b02872 http://dx.doi.org/10.1098/rsif.2015.0164 http://dx.doi.org/10.1021/bm400356m http://dx.doi.org/10.1098/rsif.2012.0987 https://doi.org/10.1016/j.bpj.2012.06.042 http://dx.doi.org/10.1073/pnas.1116975109 http://dx.doi.org/10.1039/C2SM25082A https://doi.org/10.1016/j.fbp.2011.12.004 https://doi.org/10.1007/s00249-022-01620-1 http://doi.org.10.1126/sciadv.abq2202 https://doi.org/10.1038/s42003-023-04502-0 https://doi.org/10.1021/acs.langmuir.2c03129 https://doi.org/10.1016/j.yjsbx.2024.100096
NDF-L-002	Perdeuterated protein* ≥ 99 % D incorporation (based on non-exchangeable hydrogens).	http://dx.doi.org/10.7566/JSPCP.25.011003 https://doi.org/10.1016/j.ab.2015.06.008 http://dx.doi.org/10.1016/j.jmb.2020.08.011 https://doi.org/10.1002/pro.4989
NDF-L-003	Triple-labelled ($^2\text{H}/^{13}\text{C}/^{15}\text{N}$) protein* Partial ^2H and uniform $^{13}\text{C}/^{15}\text{N}$ labelling.	http://dx.doi.org/10.1038/s42003-018-0063-1 http://dx.doi.org/10.1039/C5CC07345F http://dx.doi.org/10.1021/ja504603g http://dx.doi.org/10.1002/anie.201205625 http://dx.doi.org/10.1007/s10858-020-00339-5 http://dx.doi.org/10.1038/s41418-022-00965-6
NDF-L-004	Double-labelled ($^2\text{H}/^{15}\text{N}$) protein* Partial ^2H and uniform ^{15}N labelling.	http://dx.doi.org/10.1371/journal.pone.0200387 http://dx.doi.org/10.1016/j.pep.2022.106121
NDF-L-005	Double-labelled ($^{13}\text{C}/^{15}\text{N}$) protein* Uniform $^{13}\text{C}/^{15}\text{N}$ labelling.	https://doi.org/10.1016/j.jbc.2023.104568
NDF-L-006	Selectively-labelled protein* Various labelling schemes possible.	Additional information available upon request

*Biomass or purified protein available